

Syracuse Thunderbirds Aero Radio Society



# Plane Propwash



June 2017

Charter 473

**The Next General Meeting will be July 12th, at 7:00 at the STARS field.**

**2017 Officers**

[Ken Kadish, President](#)  
[Paul Volcko, Vice President](#)  
[Herb Moore, Treasurer](#)  
[Jeff Wolsley, Secretary](#)  
[Peter Seiffert, Safety Officer](#)

Directors:  
Peter Seiffert, 2007-08  
Herb Moore, 2014  
Phil Morgan \*2011-2013

Volunteer Staff:  
[Jeff Wolsley, Propwash Editor](#)  
[Michael Graham, SYG Administrator/Club Historian](#)  
[Paul Volcko, Webmaster](#)  
Ted Anderson, Field Committee  
[Mike O'Neill, Facebook Admin](#)

**The next STARS meeting will be at the STARS Field, July 12th, at 7:00. As a reminder, the meeting is always the second Wednesday of the month. The STARS monthly meeting will meet at the STARS Field until fall 2017.**

**STARS Airshow On Deck!**

Planning for the Airshow will start shortly; more info as it becomes available.

Dear Stars Members,

Weather...it sucks and blows and rains...

Flying activity at the field has been light due to the weather, and this is the first year I can remember in which fixed wing flight school has been cancelled twice. While this may not in itself be of extreme importance, the result of light turnout is negatively impacting our food and beverage sales which is an important element of our revenue stream. We are operating in a break even position which does not bode well for monies available for field improvements.

Even if you don't fly, eat and drink more!

The Field Committee, through hard and dedicated work, continues to provide us with a first class flying site. Please be sure to thank the Field Committee members for their great service to all the members.

In AMA news, The US Court of Appeals has struck down the FAA's Interim Final Rule requiring registration of small unmanned aircraft systems. Details can be found in the current issue of Model Aviation or at the AMA website.

I have appointed a nominating committee for 2018 officers, and the nominees have accepted their appointments. Phil Morgan, Peter Seiffert, and Herb Moore have agreed to serve on the nominating committee; your fate is in their hands :)

With that thought in mind, please give consideration to standing for an office to help run the Club. Please show your support of your club by volunteering for an elected position. If you have any questions as to the responsibilities of any particular position or wish to stand for an office, feel free to contact any of the current directors.

That's it for this month. Fly often and fly safe!

Fly onward....

*Ken*

**Secretary's Report:** *Jeff Wolsley*

The June STARS regular meeting was called to order at 7:01. There were 16 Open Members, 6 Associate, 1 guest, and 0 youth member in attendance. Yep that's right- same as last month!

### **Secretary's Report:**

The Secretary's Report from the May meeting was accepted as printed in the May Propwash. Motion by Peter Seiffert and 2<sup>nd</sup> by Dave Jewell. Carried.

### **Treasurer's Report:** Herb Moore

Expenses are running about normal for this time of year. There were a couple of small equipment expenses. Motion by Peter Seiffert and 2<sup>nd</sup> by Skip Davis. Carried.

### **Committee Reports:**

#### **Field Committee:** Ted Anderson

The shipping container discussed at the last meeting isn't going to work for our purposes. An estimate was done to replace the shed at ~\$5955.00. A prebuilt 12 x 12 is ~2500.00 range. We could build it ourselves- there is foundation work to be done first. The basic requirement is for an 8 x 10 door and approximately 12 x 14 size. Looking to add on to the existing shed structure closest to the clubhouse. A building permit may be required. An inquiry will be made with the town.

Mike O'Neil thanked the field committee for taking care of the control line circle. "It looks like a putting green."

#### **Safety Report:** Peter Seiffert

There were no issues to report. Peter asks the membership to review the flying rules- STARS Club and AMA. No flying when the mowers are out.

One of the responsibilities of a new member sponsor is to educate the new member on the rules. They should also show the new member the locks and how to open and close up the field and clubhouse.

#### **Flight School:** Bob Rowe

STARS membership is not required to participate in flight schools.

Fixed Wing- The weather was good for the previous night. Turnout was good.

Heli Night- The weather continues to be uncooperative with flight school night.

#### **STARS Web Site:** Paul Volcko

Paul is in the process of moving the site. The new address is [www.cnystars.com](http://www.cnystars.com)

Please view the field cam at:

<http://www.amadistrictiistars.org/cameras.php>

This is an infrared cam so you can see some activity at night.

### **Old Business:**

#### **Future Planning:**

No future planning was discussed at this meeting. See the Field Committee section regarding the shed replacement.

#### **Big Bird Giant Scale:**

First night- May 17. Then the first and third Wednesday each month thereafter.

#### **Control Line:**

Mike O'Neil "Please don't park on the control line circle."

### **Facebook:**

The STARS now have a Facebook page. There are 99 members at this time. [Mike O'Neil](#) is the administrator.

### **New Business:**

#### **Heli Jam 2017:**

Please see Paul Volcko's comments on the next page, regarding the HeliJam

The 2017 HELI Jam is June 24. Setup is Friday June 23<sup>rd</sup>. We are in good shape for volunteers. Setup starts at 6:00 on Friday. <https://www.rcflightdeck.com/event.cfm?id=6474>

#### **STARS Airshow:**

The 2017 STARS Airshow is September 3<sup>rd</sup>. Volunteers are needed for all positions. We need a special volunteer(s) to organize and direct the group responsible for cooking and vending throughout the duration of the Airshow.

#### **2018 Club Officers:**

Ken reminded everyone that it's not too early to start thinking about becoming an officer for 2018. All officer positions are available. If you are interested, please contact one of the current officers. The only prerequisite is you must be a full member in good standing.

#### **Guest Columnist:**

The idea of a guest columnist was discussed. The subject matter will focus on anything related to our activities. The column will appear right here in the Propwash.

#### **Club Jacket Order:**

Phil Morgan has put the jacket orders on hold temporarily due to a vendor issue.

#### **Club Hat Order:**

Bob Rowe mentioned that anyone interested in a new STARS Club Hat can pick one up at Papa's Sports (315-455-7272), 1926 Park Street (at Park and Hiawatha). Bob says they have the STARS club logo in their inventory. They have many different styles of hats. Just ask for the STARS logo on it.

#### **New Members:**

Three new members were voted in at the June meeting.

Scott Nieforth OPEN  
Melissa Nieforth FAMILY  
Thomas Coon ASSOCIATE

Motion to accept by Mike Graham and 2<sup>nd</sup> by Herb Moore. Carried.

#### **Adjournment:**

The June regular monthly meeting of the STARS was adjourned at 7:23pm.

***Secretary, Jeff Wolsley***

## 2017 HeliJam:

This letter is from Paul Volcko regarding the 2017 HeliJam

Thank you everyone that came out to watch, fly, and help out at our 9th Annual CNY Heli Jam!

Special mention to our food prep and service crew: John McMakin, Neal Shantz, Tom Coon, and my wife Kelly Volcko. Our great field crew: Ted Anderson, Dave Jewell, and Bill Whittaker. Our registration honcho and announcer: Phil Morgan. And Peter Seiffert for once again providing CD duties and getting the event sanctioned.

I also want to thank our sponsors once again: Walt's Hobbytown and BK Designs! Bruce Throne and Bert and Suzi Kammerer really stepped up and set us up with some great raffle prizes for our pilots.

For those that got a Hobbytown gift card, I believe they can be used both in-store and online at hobbytown.com. Walt's has recently gotten the issue with their Align parts/kits distributor straightened out so he can get Align stuff much more quickly and reliably than in the past.

And for the two winners of the BK Designs discount coupons, you can use them at the BK brands direct sales sites, linked off of bkdesignsllc.com. I don't know if you can mix products from the different brands in a single sale online, but I'm sure if you contact them they'll be able to work something out for you. Keep in mind BK Designs is starting up a SAB USA distributorship so your coupon could also be used on SAB parts and kits in the near future, along with Switch rotor blades, BK servos, Spartan flight control systems and some other stuff.

Lastly, I wanted to also note the LIPO shuttles that Dave Reibert in Rochester is selling now. Check them out in this video: [https://youtu.be/DF-UVbVSg\\_Q](https://youtu.be/DF-UVbVSg_Q). We raffled off 4 of them. Very useful for those flying helis with non-tray battery mounting systems. If you're interested contact dave at boxfly52@gmail.com.

Thanks again to everyone!

-Paul

**Calendar of Events for July-September (and beyond) Events:** *Editor's Note- Also watch your e-mail for sudden changes to events like cancellations or re-scheduling due to weather.*

July 19-22 Flying Aces Non-Nats Geneseo, NY  
July 22-23 Phelps, NY Airshow 2017  
July 22-23 SAYRE Valley R/C Fun Fly and Fly In  
July 22 Classic Pattern Contest Aeroguidance Society Model Airport Endicott, NY

July 29-30 Canandaigua, NY Bowerman Memorial Fun Fly Canandaigua Sky Chiefs  
July 29 Hal DeBolt memorial fly-in Spencerport, NY RC Club of Rochester RCCR  
August 5 Vernon, NY Paradise RC Fun Fly  
September 3 STARS Airshow

**The indoor flying schedule is coming to a close for spring 2017. Some locations are still open.**

**Camillus Indoor Aviators (CIA)** Indoor flying at First Baptist Church located at 1960 State Route 5 in Elbridge Tuesday and Friday 6:00 to 9:00 and the first Saturday of each month 4:00 to 9:00 (2.4GHz only)

**CNY Indoor Flying Society** Please visit the web page for details before attending. Sacred Heart Catholic Church on Route 11, Just South of Cicero, NY. Tuesdays and Thursdays 12:30-4:00. Saturdays 6:00-9:00.

**Walt's Hobby Town**- Indoor flying will be available at Walt's during normal business hours. No flying on Saturday or Monday, Tuesday- Thursday 9:00 to 6:30, Friday 8:00 to 4:30. Flying ends 1/2 hour before closing time. Please contact Walt's Hobby Town for further details and landing fees.

**MexAir R/C** Indoor flying starting October 14 thru April, Friday night from 6pm-9pm at the Mexico Elementary School located in Mexico, NY. There is a \$5 charge for any adults who wish to fly. Anyone ages 19 or below fly for free!!

**STARS Flight Schools-  
Flight Schools are in full swing!**

**Fixed wing flight school runs Thursdays at 5:30 at the STARS field.**

**Heli night is on Tuesdays and starts at 5:00.**

**It's never too late to join a flight school.**

**Big Bird-** The big bird flyers formal sessions are over for 2016. See you in the spring!

*Please visit the [AMA District II](#) website or the Event Section in the back of Model Aviation for additional information on these and other events.*



# S.T.A.R.S.

## *Flight Training Program*



# 2017



### **When?**

Every Thursday evening from 5:30 PM to Sunset  
May 04, 2017 through September 07, 2017

### **Where?**

At the S.T.A.R.S. field in Phoenix, New York  
649 County Route 12, Pennellville, NY 13132  
N43.23696, W76.24550

### **Who?**

Anyone wanting to learn to fly powered R/C model airplanes!! You do not have to be a Club member and all lessons are free. Each student must furnish his/her own plane and radio equipment and also must hold a current membership in the Academy of Model Aeronautics aircraft association in order to fly.

### **PreFlight Workshop**

Held at STARS Flying Field in Phoenix, NY  
Thursday April 20, 2017 at 7 PM

### **Interested?**

Contact:

SENIOR FLIGHT INSTRUCTOR: Bob Rowe (474-8428)

# *Syracuse Thunderbirds Aero Radio Society*

*Phoenix, NY*

**Charter 473**



# **S.T.A.R.S. 2017 Helicopter & Multirotor Night**

*All skill levels welcome, but must be an AMA member to fly  
and provide your own outdoor capable Heli or Multirotor.*

*Build help and flight instruction available.*

**Tuesday evenings - April 18 to October 10  
5PM until Dusk**

**Come out and join us for fun, food and good flying**

# IMAA Big Bird Safety Checklist

## Balance

Is the longitudinal center of gravity (for and aft) within the range shown on the plans?

Is the model balanced laterally (side to side)?

## Alignment

Are all the flying surfaces at the proper angle relative to each other?

Are there any twists in the wing?

Do the wings and removable tailplane seat properly on the fuselage every time?

Is the engine set at the proper thrust angle as shown on the plans?

## Control Surfaces

Are all control surfaces securely attached? (i.e., hinges glued, pinned). Pull on each one to test.

Are the control horns secured to the model?

## Control Linkages

Have all the linkages been checked to be sure they are secure?

Are the clevises closed? (Keepers or fuel tubing should be fitted to ensure they stay closed)

## Engine / Motor Mount Security and Operation

Are all engine mount screws tight, including mount to bulkhead if applicable?

Are the propeller bolts and/or spinner tight? If a single nut, is there a safety nut as well?

Does the throttle work without binding?

Does the throttle trim tab shut down the engine?

Has the propeller been balanced and checked for damage?

Are the propeller tips painted a contrasting color? (while not essential it makes the propeller much easier to see)

Has the engine been thoroughly test run? (engine idle and throttle up properly)

Is the fuel tank installed correctly? (i.e., carburetor at the same height as fuel tank, fuel tank clunk in proper position and moving freely, fuel lines in good condition and connected to the engine correctly)

## Radio Equipment

Are the receiver and the battery securely mounted and padded with foam to protect from vibration and shock?

Are all the electrical connectors secure?

Is the receiver antenna fully extended and in good condition?

Are the batteries charged and in good condition (check under load with a volt meter if unsure)?

Are all servo securely fastened to the rails or trays?

Are servo arms firmly attached with screw in place?

Are all push rods firmly secured in servo arms (again keepers or fuel tubing should be fitted)?

Are the control throws in the correct direction with proper amount of deflection (as per plan)?

Rudder & tail wheel: Left stick should move the rear of the rudder and tail wheel to the left.

Nose wheel: Left stick should move the front of the nose wheel to the left

Aileron: left stick should move left aileron up and right down.

Elevator: Pulling back on the stick should move the back of the elevator up.

Canard: Pulling back on the stick (elevator) should make the front of the canard move up

Throttle: With trim set fully forward, pushing the stick forward should open throttle fully. With trim set fully backward, pulling the stick back should fully close the throttle.

Has a full range check been performed? (see below)

## Undercarriage (where fitted)

Is the undercarriage firmly attached to airframe and the wheels securely retained?

Does aircraft taxi in a straight line?

## General

Is the covering tight with no visible signs of damage?

Are the retaining bolts in place and secure?

Are all hatches, cowls and canopies secure?

Are all components structurally sound?

Is your name and contact details marked on the model somewhere easily visible? (in case it's lost)

## Range Checking the radio

Verify frequency is available and mark it as yours if necessary.

Turn on transmitter check the correct model is selected (if applicable) and then turn on the receiver.

Important: make sure the transmitter aerial is down fully.

Ask someone to help and walk away from the model until signs of loss of control is apparent. If electric powered ensure that the range is not worse with the motor running.

## Before EVERY flight:

Check the receiver battery pack to ensure enough charge for the flight intended.

Check for damage and the control throw direction of all surfaces.

## Advertisements:



### Store Hours:

Monday/Friday: 9:00am-9:00pm -- Tuesday/Wednesday/Thursday: 9:00am-6:00pm -- Saturday: 10:00am-5:00pm -- Sunday: 11:00am-5:00pm

### Phone Number:

(315) 453-2291

[waltshobby.com](http://waltshobby.com)



**Open 10-7 Tuesday thru Sunday.**

**315-532-6826**

[www.mexairrc.com](http://www.mexairrc.com)

[www.facebook.com/mexairrc](https://www.facebook.com/mexairrc)

**Winner of AMA 2015 Hobby Shop Award  
for signing up new AMA members.**

FOR SALE:

From Herb Ziegler over at the ARCS

Hi,

I got this message from one of our long time club members. Emil Cost is an excellent modeler and I'm sure his stuff is top notch.

Please pass this info on to your club members by whatever means you think would be best. Contact Emil directly if interested at the email address shown below.

Thanks!

Herb Ziegler- ARCS president

Herb,

I want to reduce the number of vintage models I have.

Can you put a notice of this in your next newsletter? Also, can you forward this information to the presidents of our local RC clubs?

Interested parties can receive the details of what is available by emailing me :

[emiljcost@me.com](mailto:emiljcost@me.com)

Thank you and know that I plan to take the Cavalier to our field and continue the ground testing when flying weather returns. If you want to know when I will do , this let me know and I will tell you in advance when.

Best regards,

Emil

**Paul Volcko- from Robert Brown's estate**

I've been in email contact with Lisa Brown regarding Robert Brown's RC estate. They've gone through everything and organized it and made a quick video (attached) to show what all there is. If you are interested in anything or would like to arrange to see something in person, please contact Lisa at [lbrown33@twcny.rr.com](mailto:lbrown33@twcny.rr.com).



Please visit the Southern Tier RC Swap Shop. Dan Luchaco has included me in his mailing list. This is the current edition. All contact information is included with the ads.

June 22nd 2017.pdf Hobby Warranty  
Contact List 2016.xls:

*If you want to list modeling items for sale, R/C services offered, or a really neat R/C web site, this would be a good spot. Free for members. Send your advertisement by e-mail to [jwolsley@verizon.net](mailto:jwolsley@verizon.net). Please put STARS ADVERTISEMENT in the subject line.*

### Links-

New website to check out- <http://www.flyboyzblog.com/>

This site has articles pertaining to both full scale and model aircraft. Check it out.

Howard Blair found an interesting video from YouTube on micro flight

<http://www.youtube.com/watch?v=fuoFA2fKjEo&feature=fvst>

Tom Catalino pointed out this site recently. An excellent site for Lipo battery info-

<http://sites.google.com/site/tjinguytech/charging-how-tos/balance-connectors>

Peter Seiffert sent along the following web site- [www.servodatabase.com/servos/all](http://www.servodatabase.com/servos/all)

Mike Graham has a torque conversion chart-



Servo Torque  
Conversion Chart.pdf

### **Arming Switch Information-**

AMPØ- Arming The Big Boys, by Greg Covey November 2007

[http://www.rcuniverse.com/magazine/article\\_display.cfm?article\\_id=950](http://www.rcuniverse.com/magazine/article_display.cfm?article_id=950)

RunRyder- How To Make A Spark Arrestor for an ESC by Lucien Miller

<http://www.helifreak.com/archive/index.php/t-289393.html> look down to the post from gbidwell from 4-24-2011 0601am. That's the exact article that I have from RunRyder.

Note- Many of the newer ESCs have a built in spark arrestor. If you still see and hear the spark, this is a good idea to save the plugs.

### **The Link for the AMA is:**

<http://www.modelaircraft.org/>

### **The link for the AMA DII Calendar is:**

<http://www.amadistrictii.org>

### **The link for the club yahoo users group is:**

[http://groups.yahoo.com/grjwoup/stars\\_club\\_members/](http://groups.yahoo.com/grjwoup/stars_club_members/) (Don't forget to sign in)

### **The link for the STARS club home page at DII is**

<http://www.amadistrictiistars.org/>

### **The link for the STARS club web cam is:**

<http://www.amadistrictiistars.org/scam.html>

The Propwash News Letter is also available at YAHOO GROUPS. The current news letter and previous years/months are viewable and printable from there.

Please contact Mike Graham [tanjmg82@aol.com](mailto:tanjmg82@aol.com) to join the STARS Yahoo group. Send Mike an email asking to join from your preferred email account. Mike will then reply with an invite to join the group. The invitation contains the links and instructions necessary to join.

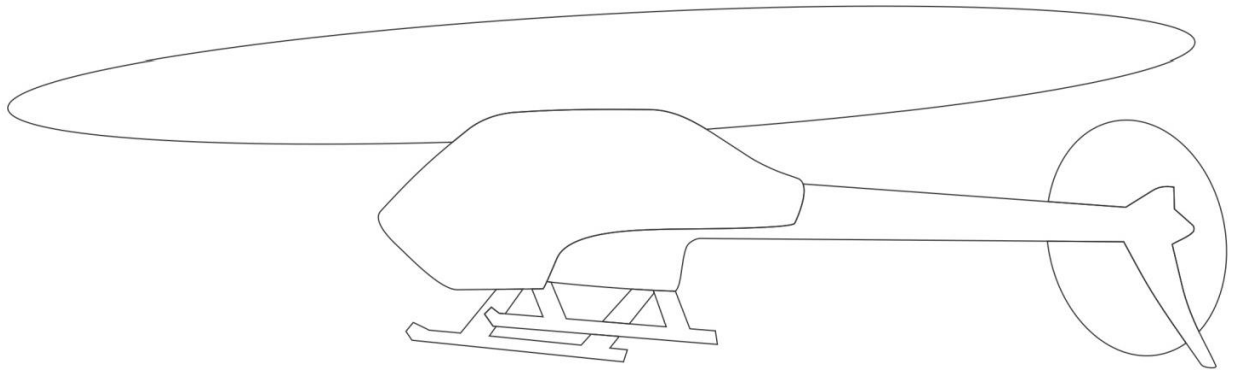


**STARS Field Satellite photo**

9th Annual

# CNY Heli Jam

June 24, 2017



Hosted by



Sponsored by



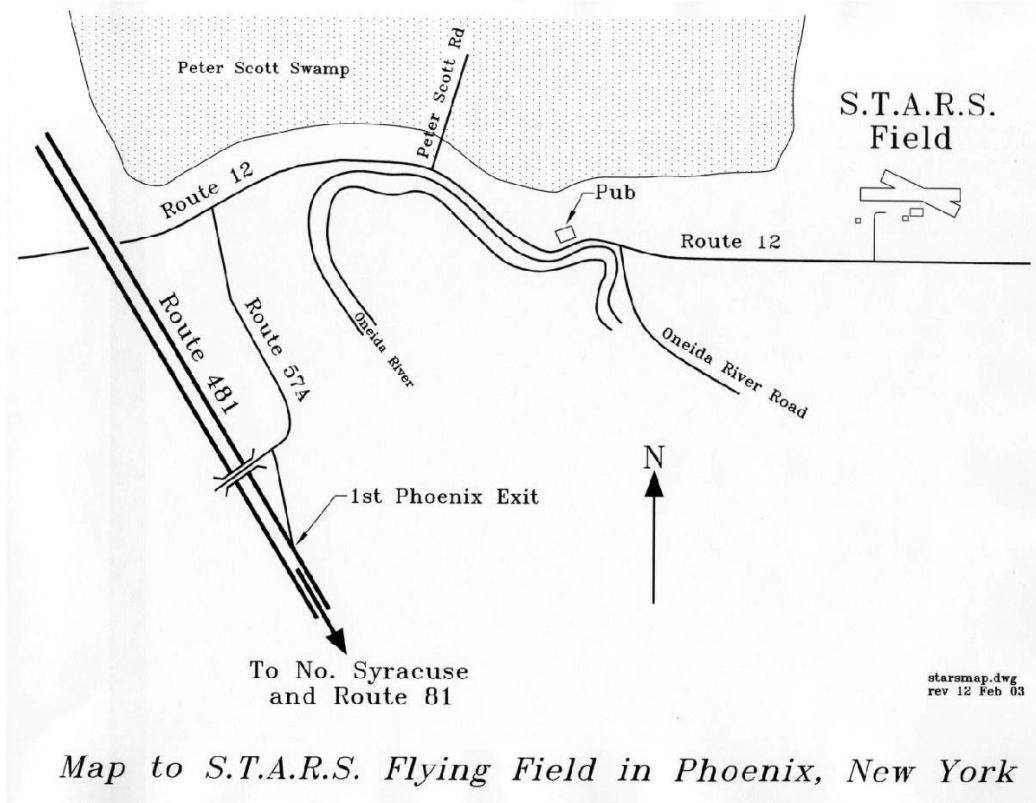
Flying from 9am to 5pm. Gate opens at 8am. Pilot's meeting at 8:50am.

Pre-register online at <https://www.RCFlightDeck.com/event/6474> or mail-in a registration form (available in local hobby shops and at <http://www.amadistrictiistars.org>).

Pre-registration fee is \$12 and is open through June 19<sup>th</sup>. Registration the day of the event is \$15.

Will you need an overnight camping space? We have space for a few. **NO HOOKUPS**. Let us know.

N43.23696, W76.24550



*Map to S.T.A.R.S. Flying Field in Phoenix, New York*

### Hotels Nearby:

(These are located approx. 2 miles south of the field at Rt 31 and Rt 481)

Fairfield Inn

3979 State Route 31, Liverpool, NY

[www.marriott.com/hotels/travel/syrnc-fairfield-inn-syracuse-liverpool-clay](http://www.marriott.com/hotels/travel/syrnc-fairfield-inn-syracuse-liverpool-clay)

315-622-2576

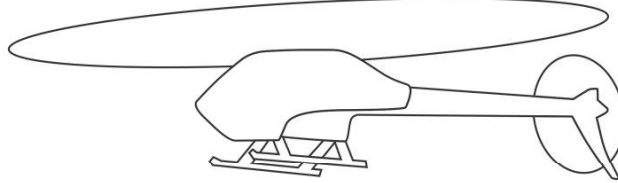
Hampton Inn Syracuse Clay

3948 State Route 31, Liverpool, NY

[www.syracuseclay.hamptoninn.com](http://www.syracuseclay.hamptoninn.com)

315-622-3443

9th Annual  
**CNY Heli Jam**  
June 24, 2017



Hosted by



Sponsored by



## PILOT PRE-REGISTRATION FORM

R/C Helicopter Fun Fly

**June 24, 2017 9AM – 5PM**

S.T.A.R.S. Field 649 County Route 12, Pennellville, NY 13132

Pilot Name: \_\_\_\_\_

Address: \_\_\_\_\_

AMA #: \_\_\_\_\_

E-Mail: \_\_\_\_\_ Phone: \_\_\_\_\_

**Pre-Registration Fee: \$12.00 due by 6/19/2017**

This includes one (1) Pilot Raffle ticket, one (1) meal ticket, and other items to be determined.  
Registration at the field on the day of the event is \$15.00.

**Total: \_\_\_\_\_** Make check or money order payable to "S.T.A.R.S." ***Please don't send cash!***

*Please print this form and mail check or money order to:*

S.T.A.R.S.  
c/o Paul Volcko  
5237 Kasson Rd.  
Syracuse, NY 13215

Will you need an overnight camping space? We have space for a few. **NO HOOKUPS.** Let us know.



## HOW DO I LEARN MORE?

### Get ready to get schooled.

AMA Flight School is a free educational resource for anyone interested in unmanned aircraft systems (UAS) operation and model flying.

Designed to answer the question, "How do I...?", AMA Flight School provides information about topics such as:

- Battery and operational safety
- Building your own multicopter aircraft
- Travelling with your aircraft and batteries
- Participating in the Search and Rescue challenge with UAS4STEM.

Learn more at ([www.uas4stem.org](http://www.uas4stem.org)).

There's a great pilot in you.  
Go find it!

[www.amaflightschool.org](http://www.amaflightschool.org)



### Welcome to the club.

The Academy of Model Aeronautics (AMA) is the largest model aviation organization in the world. At 175,000 members strong, we're standing behind you to give you the support and guidance you need to be successful and, most importantly, have a great time.

AMA members enjoy a suite of great benefits tailored to model pilots such as:

- Liability insurance
- Subscription to *Model Aviation* magazine
- Competition privileges
- Education and youth scholarships
- Flying site assistance

For more information, visit [www.ModelAircraft.org](http://www.ModelAircraft.org).

## THE MOST FUN YOU CAN HAVE (WITHOUT A LICENSE).

### Flying is just for fun.

Currently, no individual or government agency may operate an unmanned aircraft system (UAS), commonly called a drone, in a commercial or public capacity without a Certificate of Authorization from the FAA.

Common examples of prohibited use include, but are not limited to:

- Real estate & wedding photography
- Inspection or surveying services
- Film or television production
- Search and rescue operations

### Interested in commercial or public use flying?

There are options available to you through the Federal Aviation Administration (FAA).



For more information, visit [www.KnowBeforeYouFly.org](http://www.KnowBeforeYouFly.org).



## WE'RE YOUR GUIDE TO RESPONSIBLE FLYING.

Flying guidance provided by the Academy of Model Aeronautics, the world's largest model aviation organization.

## KNOW FLY Here's what you need to know.

Learn more at [www.amaflightschool.org](http://www.amaflightschool.org)

1

### law

#### Obey local ordinances.

Some municipalities prohibit the operation of unmanned aircraft systems (UAS) in public spaces such as parks and school grounds.

Even if nothing is posted, it's good to check with local authorities before you fly in public spaces.



2

### limits

#### Fly within guidelines.

These include rules set forth by federal law and guidelines recommended by the Academy of Model Aeronautics (AMA).

- Do not fly above 400 feet.
- Do not fly anything heavier than 55 lbs.
- Do not fly beyond your line of sight.
- Do not fly in high winds or reduced visibility.
- Do not fly under the influence.
- Do not fly within 25 feet of bystanders.

3

### surroundings

#### Know the conditions.

Don't fly your UAS or model aircraft near bystanders or during emergency situations such as a wildfire, medical evacuation or search-and-rescue operation unless authorized by the proper authorities.

Watch for and avoid potential hazards in your environment such as:

- Manned aircraft
- Unprotected people
- Moving vehicles
- Roadways
- Private property
- Infrastructure
- Deteriorating weather



4

### airspace

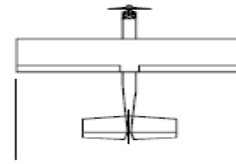
#### Share the sky.

The Federal Aviation Administration (FAA) expects all unmanned aircraft systems (UAS) operators to:

- See and avoid manned aircraft
- Be aware of Temporary Flight Restrictions (TFRs) that affect the operation of UAS or remote controlled aircraft.
- Never fly within 5 miles of an airport without contacting airport authorities.



# S.T.A.R.S. Field Rules



## 1. General:

- A. License: All pilots, students, and flying guests *must* have a current membership in a nationally recognized model aircraft association in order to fly. Those pilots participating in the Park Pilot Membership Program must fly models that weigh two pounds or less and be incapable of reaching speeds greater than 60 mph. They must be electric or rubber powered, or of any similar *quiet* means of propulsion.
- B. Spectators: Only those people essential to flight operations will be permitted in the pit area; all others will remain on the spectator side of the fence. Impound: All pilots, students, and flying guests must place their transmitter(s) in the impound area immediately upon arriving at the field.
- C. Vehicles: Vehicles will not be permitted on the flying field.
- D. Crash Debris: Pilots must retrieve all pieces of their aircraft after a crash. Particularly, attention must be made to obtaining all pieces of aircraft that land in the neighboring fields under cultivation.
- E. Trash: All members will take home their own trash.
- F. Alcoholic Beverages: Members will not consume alcoholic beverages prior to, nor during, participation in any *modeling* operations.
- G. Smoking: Smoking will not be permitted in the pit area or on the flight line.
- H. Mowing: Flying on the field will not be permitted if the field is being mowed or maintained.

## 2. Transmitters:

- A. Frequency Control (*For non 2.4 GHz transmitters only*): All members, students, and guests *must make use of the field frequency control system*. Each pilot will obtain the correct frequency flag (or pin) from the impound board and attach it to his/her transmitter before attempting to fly.
- B. Range Checks: Each pilot will conduct a successful radio equipment ground range check before flying a new or repaired aircraft and prior to each flying session.

## 3. Engines:

- A. All internal combustion engines run at the field will have a silencer (except for small displacements of .09 cubic inches or less).
- B. When running an engine in the pits, keep neighboring personnel behind the prop arc.

## 4. Flying:

- A. Boundaries: Flying over the pit area or the spectator side of the fence is prohibited, unless beyond the control of the pilot(s).
- B. Taxing: Taxing is prohibited in the pit area!
- C. Flying:
  - (1). Pilots will initiate their first turn after takeoff away from the pit and spectator areas.
  - (2). Engines will not be started before 9 AM Monday through Saturday and 11 AM on Sunday (**electrics may start at 10 AM**), unless approved by the **Event Director**.
  - (3). No more than three aircraft will be permitted in the air at one time.
  - (4). All flying will be conducted from the designated flight boxes.
  - (5). Hand launching of aircraft is prohibited from the pits.
  - (6). Flight operations will cease during electrical storms.

## 5. Guests:

- A. All guests must have a current membership in a nationally recognized model aircraft association in order to fly.

- B. Guests may fly at the field only with the approval of a member in good standing and only as long as a sponsoring member *remains at the field*. Guests will not fly unattended.
- C. A local guest will be allowed to fly at the field on three (3) separate occasions and then will be asked to join the Club.
- D. An out-of-town guest may make arrangements with the Club to fly at the field while visiting the area. The Club Officers and the Safety Officer will handle each out-of-town visitor on a case-by-case basis.
- E. *All guests are required to extend every courtesy to current members sharing the same flying frequency*. But when there is a conflict over who shall fly, the Club member will have the first option to fly. Both the guest and the members should use common sense while sharing the flight line or using the same radio frequencies.

## 6. RC Aircraft Utilizing "First Person View" Systems (AMA Document 550):

### A. GENERAL:

- (1). FPV flying of radio control model aircraft by AMA members is allowed only for noncommercial purposes as a hobby/recreational and/or competition activity.
- (2). All FPV flights must be conducted in accordance with AMA's current National Model Aircraft Safety Code and any additional rules specific to the flying site/location.

### B. OPERATIONS – REQUIREMENTS - LIMITATIONS:

- (1). AMA FPV novice pilots must use a buddy-box system with an FPV spotter while learning to fly FPV.
- (2). All FPV flights require an AMA FPV pilot to have an AMA FPV spotter next to him/ her maintaining VLOS with the FPV aircraft throughout its flight.
- (3). The FPV pilot must brief the FPV spotter on the FPV spotter's duties, communications and hand-over control procedures before FPV flight.
- (4). The AMA FPV spotter must communicate with the FPV pilot to ensure the FPV aircraft remains within VLOS, warning the FPV pilot of approaching aircraft, and when avoidance techniques are necessary.
- (5). The FPV spotter may at any time during an FPV flight acquire the transmitter from the FPV pilot and assume VLOS control of the aircraft.
- (6). If the FPV pilot experiences a problem due to a loss of video link, orientation, or is unable to safely fly, he/she must abandon FPV mode and fly VLOS or pass the RC transmitter to the FPV spotter to assume VLOS control of the aircraft.
- (7). Before initial FPV flight and after any flight system changes or repairs, FPV model aircraft must be test flown by conventional VLOS to determine that flight systems are working properly.
- (8). FPV model aircraft must use frequencies approved by the FCC for both the RC system and the wireless video system. Pilots must meet applicable FCC licensing requirements if they choose to operate the RC flight control system or the wireless video system on Amateur Band frequencies.

### C. RANGE – ALTITUDE – WEIGHT – SPEED:

- (1). One of the requirements in Federal Law (Public Law 112-95 Sec 336 (c) (2) February 14, 2012) for model aircraft to be excluded from FAA regulations is that model aircraft be flown within VLOS of the operator.
- (2). Model aircraft flown using FPV must remain at or below 400 feet AGL when within 3 miles of an airport as specified in the AMA Safety Code.
- (3). Model aircraft flown FPV are limited to a weight (including fuel, batteries, and onboard FPV equipment) of 15 lbs. and a speed of 70 mph.

# STARS

## Field Protocol

Dedicated to responsible  
RC fun with safety by  
choice, not chance.

### 1. General:

- A. Civil and courteous behavior is required at the field at all times.
- B. Safety is paramount and everyone's business. Use common sense in all matters.
- C. It is strongly recommended that you do not fly alone.
- D. Learn where the First Aid station is located and inform the Field Committee if material has been issued from it.
- E. When opening or closing combination locks, *always* set the wheels to 0000.
- F. Last member out must close and lock the refrigerators, pavilion, and main gate.
- G. Cell phones are not to be used on the flight line or in the pavilion near the transmitters.

### 2. Engine Courtesy:

- A. Long term tuning and initial break-in should be conducted away from the pits and spectators (usually at the engine break-in stand).
- B. Do not direct prop wash at other modelers, their aircraft, equipment, or bystanders behind the pit fence. Kindly inform those bystanders near the fence that you intend to start an engine before you do so.

### 2. Flying Courtesy:

- A. Any person wishing to enter an active flying field or runway to cross same or to retrieve an aircraft, must loudly announce their intention to all fliers on the flight line.
- B. A "landing" aircraft has the right of way over an aircraft "taking-off".
- C. A "dead stick" aircraft has the right of way over all others.
- D. All take-off and landing attempts must be announced to other pilots on the flight line. Take-offs are normally announced by saying "taking off", and landings are announced by saying "landing" or coming in". Dead stick landings are announced clearly to all pilots in the pits and on the flight line by saying "dead stick".
- E. A pilot having difficulty in controlling his/her aircraft must announce to all in the pits and on the flight line that he/she is experiencing radio or mechanical problems. Pilots on the ground preparing to fly will turn off their transmitters and wait for the problem to be resolved before continuing to fly. Fliers in the air will stay clear of the aircraft in distress and will land, if possible, as long as it does not contribute to the crisis. All personnel near the pit area must be alerted to the situation.
- F. If a crash occurs on the field or in the pits, all flying will stop until the accident has been investigated and the debris has been cleared from the field.
- G. Normal flight duration is 10 minutes. Obviously, flight time may be extended if there are no other pilots waiting to fly or waiting for a particular radio channel.
- H. When you have finished flying, please return your transmitter to the impound.

### 3. Good Earth Policy:

- A. Place recyclables in the appropriate container in the pavilion.
- B. Turn off all pavilion lights when departing the field for the night.
- C. The field does not have a trash removal service. If you carry anything to the field, carry it back out.
- D. If a pilot or guest brings a pet to the field, he/she will be responsible for supervising the animal's conduct while at the field. Please observe all appropriate Field Rules.
- E. If you smoke, please place all cigarette butts in the butt cans in the field.
- F. Do not throw cans or bottles or any other trash in the outhouse pits.
- G. DO NOT DRINK THE WELL WATER. Well water is to be used for washing only.

### 4. Replacement Courtesy:

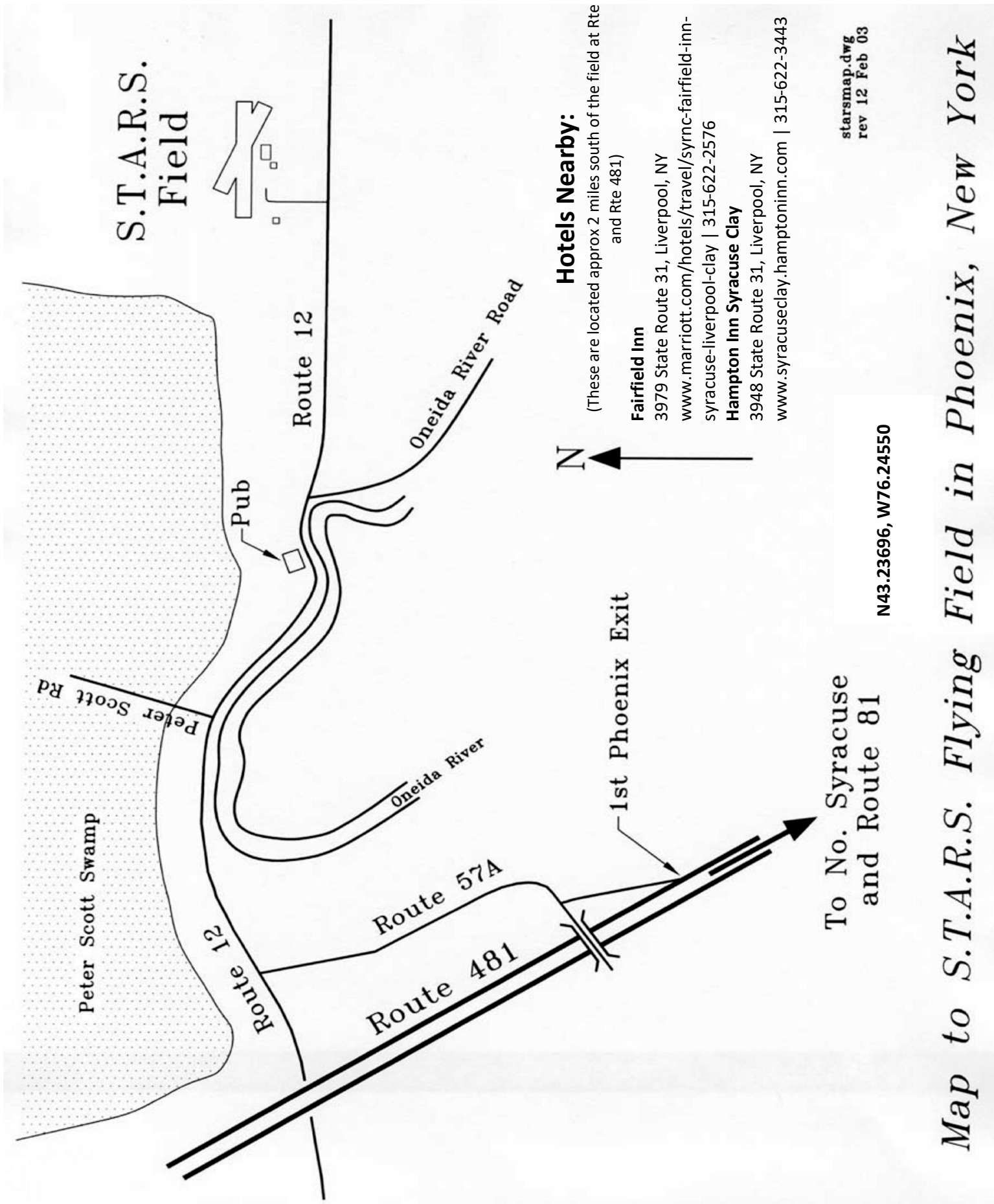
- A. Where an individual's plane or property is damaged by the actions of another individual, it will be the responsibility of the two parties to resolve the situation in an appropriate manner.



## **STARS POLICY REGARDING PHOTOGRAPHY**

- STARS is a membership organization organized under the laws of the State of New York.
- The STARS flying field, located in Phoenix, New York, is owned by STARS, and as such, is privately owned property.
- The purpose of this policy is to limit and restrict the reproduction of images, in any form, of the STARS property and the activities which occur thereon.
- While the STARS property is privately owned, members, guests, and the general public are welcome at the field during published field hours of operation. Members, guests and the public must adhere to all rules imposed by STARS regarding entry upon and/or the use of STARS property, including the STARS policy on photography.
- The reproduction of images of the STARS field or the activities thereon, in any form, is a privilege and not a right.
- Except as provided below, the reproduction of images of the STARS field or activities thereon in any form, including, but not limited to film and digital still photography, and video photography in either film or digital form, is strictly forbidden.
- Violation of this policy will result in immediate expulsion of the violator from the STARS premises, and may subject the violator to criminal and/or civil sanctions and penalties.
- Members in good standing of STARS shall be exempt from the above requirements so long as any images or video produced of the STARS premises or the activities thereon are for personal and non-commercial use.
- Guests and the general public may be permitted to photograph or video the STARS property and activities thereon, but only for personal and non-commercial use, and only with the prior written consent of the Club's executive board.

# Map to the STARS



S.T.A.R.S.  
Field

Route 12

Oneida River Road

Pub

N

### Hotels Nearby:

(These are located approx 2 miles south of the field at Rte 31 and Rte 481)

#### Fairfield Inn

3979 State Route 31, Liverpool, NY

[www.marriott.com/hotels/travel/syrnc-fairfield-inn-syracuse-liverpool-clay](http://www.marriott.com/hotels/travel/syrnc-fairfield-inn-syracuse-liverpool-clay) | 315-622-2576

#### Hampton Inn Syracuse Clay

3948 State Route 31, Liverpool, NY

[www.syracuseclay.hamptoninn.com](http://www.syracuseclay.hamptoninn.com) | 315-622-3443

To No. Syracuse  
and Route 81

N43.23696, W76.24550

starsmap.dwg  
rev 12 Feb 03

Map to S.T.A.R.S. Flying Field in Phoenix, New York



Est. 1965

# Syracuse Thunderbirds Aero Radio Society

Online at: <http://www.amadistrictiistars.org>



Charter 473

## Membership Application Form

Date: \_\_\_\_\_

Membership:       Open (\$160 share+\$60 dues)       Extra Family member (\$30.00)  
                          Associate (\$75.00)                               Youth (< AMA age 19 - \$0.00)  
                          Park Pilot - Associate (\$75.00)       Park Pilot - Youth (< AMA age 19 - \$0.00)

Name: \_\_\_\_\_

Address: \_\_\_\_\_  
                         \_\_\_\_\_

Phone: \_\_\_\_\_

AMA: \_\_\_\_\_ DOB: \_\_\_\_\_

RC Channels Used: \_\_\_\_\_

STARS Member(s) Contacted: \_\_\_\_\_

Primary Interests (Sport, Scale, Pattern, Fun Fly, etc.): \_\_\_\_\_  
\_\_\_\_\_

Other Club Affiliations: \_\_\_\_\_

Email Address (for newsletter and notices): \_\_\_\_\_

**You must be a current member of the Academy of Model Aeronautics (AMA) in order to join the STARS. Please show your AMA card to the Officer given this application or include a photocopy of the application for the license.**

*"I have read and agree to abide by the STARS Field Safety Rules." (on back)*

Submit this form to a Club Officer

Rev 29may17